




















# Sermon Bingo!

## Instructions:

- Mark the words as you hear them. You can mark the word if the suffix changes (-ing, -es, -ed, etc.) but not with a prefix change (re-, un-, in-, mis-, etc.).
- Words must be **spoken within the sermon** itself, which begins after the scripture readings. *(Usually it ends with "This is the Word of God for the people of God. Thanks be to God.")*
- There may be multiple ways to get bingo, so listen to the entire sermon! And while there's no guarantee, if you do get bingo, let Peter and/or Kathleen know after worship!
- On the lines provided, write a summarizing phrase, sentence, or message from the sermon or a memorable quote from the sermon. OR write a question to ask after worship so you can remember to ask after!
- Some definitions may be provided on the back to help explain some words and/or the symbols given.

<b>Door</b> 	<b>Starfish</b> 	<b>Hope</b> 	<b>Award</b> 	<b>Window</b> 
<b>Stairs</b> 	<b>Sunflower</b> 	<b>Still</b> 	<b>Smile</b> 	<b>Snowflake</b> 
<b>Unity</b> 	<b>Research</b> 	<b>*****</b> <b>FREE</b> <b>SPACE</b>	<b>Courage</b> 	<b>Release</b> 
<b>Envelope</b> 	<b>Beach</b> 	<b>Nature</b> 	<b>Ring</b> 	<b>Frame</b> 
<b>Pillow</b> 	<b>Bunny</b> 	<b>Call</b> 	<b>Halo</b> 	<b>Clock</b> 

---



---



---